

# Melbourne 2014

-  Train
-  Tram
-  Bus

## Segmental and Network Resilience

Average segmental betweenness in relation to level of service

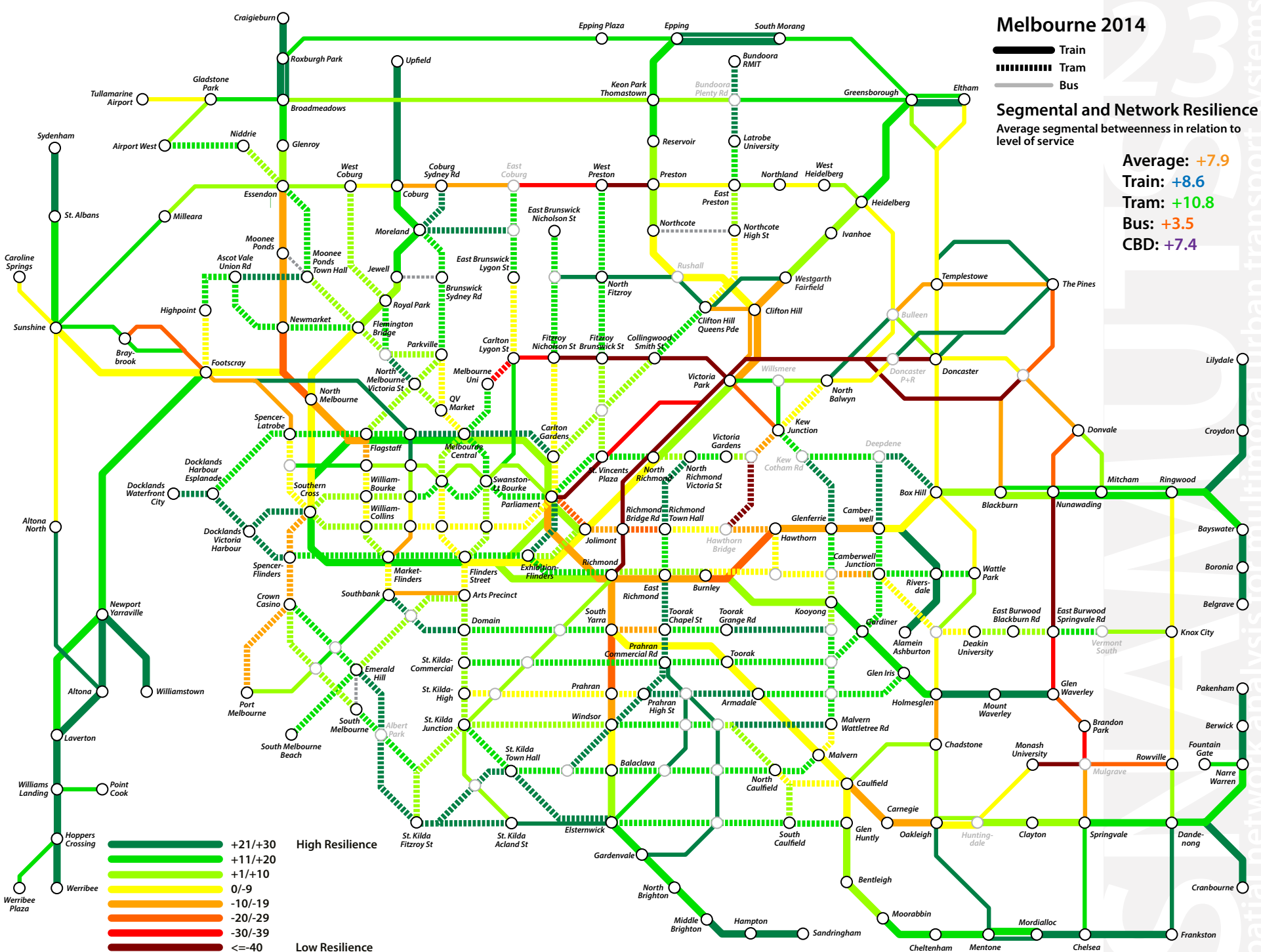
**Average: +7.9**









**Train: +8.6**

**Tram: +10.8**

**Bus: +3.5**

**CBD: +7.4**



-  +21/+30
-  +11/+20
-  +1/+10
-  0/-9
-  -10/-19
-  -20/-29
-  -30/-39
-  <= -40

**High Resilience**

**Low Resilience**