





Adelaide 2011

-  Train
-  Tram
-  O-Bahn
-  Bus

30-minute Contour Catchments

Percentage of metropolitan residents and jobs in nodal catchments within 30 minutes travel time from reference node

Average: **204,000 (11.8%)**

Network Coverage: **935,000 (54.3%)**

spatial network analysis for multimodal urban transport systems